

Junior Infants Work – 6th- 8th May 2020

(3 days – Official School Closure Bank Holiday Monday 4th and Tuesday 5th May)

Hello everyone,

We hope you are all doing well and enjoyed your Bank Holiday Weekend. Below is a suggestion of work the children could do this week. It is a short week in terms of our original school holidays and we have planned work for a 3 day week. Like last week, we are suggesting that the topics highlighted (sounds, reading, tricky words, writing) are covered every day. There are a few different activities to choose from for each of these. Then if you can, choose one more additional topic each day for some variety (Maths/Gaeilge/SESE). The children were given a reader for homework the week before the schools closed, if you could please keep these readers in a safe place as they will be collected in September to be used again for the incoming infants.

Please don't worry if you don't get to all of this, **it is only a guide**. Short bursts of concentration work best with this age group. Take lots of breaks – play, go outside, sing a song, watch tv, listen to a story. Keep doing what you can do and boys and girls judging by the wonderful work that has been sent to us, we know you are doing your best. Please continue to send us pieces of your work so we can give you feedback on the super job you are doing. The most important thing is that you and all your families are safe and well.

Best wishes,

Ms. Adams, Ms. Bradley, Ms. Kavanagh, Ms. Sheerin.

| Topic | Suggested Activities |
|---------------|---|
| Sounds: | <ul style="list-style-type: none">- Use the PowerPoint provided and say each sound (see website).- Sing the Jolly Phonics songs and do the actions. https://www.youtube.com/watch?v=jvAYUvQURGo- Put the flashcards on the table and call out a sound for the children to find. Challenge: how many can you find in 30 seconds? |
| Reading: | <ul style="list-style-type: none">- Try reading words/sentences on the PowerPoint provided (see website).- https://www.speld-sa.org.au/services/phonic-books.html. This website has lots of books available to read online/print out. Sets 1-7 contain the sounds that the children have learned and in the same order. |
| Tricky Words: | <ul style="list-style-type: none">- Revise all tricky words to date - PowerPoint provided or there are some other ideas here https://www.phonicshero.com/tricky-words-activities/- Focus on new tricky words: because, want. Play the matching game (see below). Please find worksheets on the words attached below also. |
| Writing: | <ul style="list-style-type: none">- Practice writing new letter; w. The handwriting book can be used for w (see below for short you tube clip to explain). |

| | | | | | | | |
|----------|---|------|--------|------|--------|------|--|
| | <ul style="list-style-type: none"> - Practice all the other letters we've done so far on a sheet. - Try the following dictation exercise (call out the sound/word, and the child writes it). <table style="margin-left: 40px; border: none;"> <tr> <td style="padding-right: 40px;">1. p</td> <td>4. van</td> </tr> <tr> <td>2. v</td> <td>5. peg</td> </tr> <tr> <td>3. m</td> <td></td> </tr> </table> | 1. p | 4. van | 2. v | 5. peg | 3. m | |
| 1. p | 4. van | | | | | | |
| 2. v | 5. peg | | | | | | |
| 3. m | | | | | | | |
| Maths: | <ul style="list-style-type: none"> - Counting forwards and backwards (1-10), counting objects at home. - Try some oral problem questions (see below). - The children can try combining sets this week again (only within 5). The children can use toys/counters/pasta anything you have at home to make the sets. For example, they might put one counter on one side of the table, put two counters on the other side, then bring them all into the middle to see how many there are altogether and say '1 and 2 makes 3'. Repeat this with other numbers (1-5). - Combining worksheet (see below). - Number formation – The children can practise writing numbers 1-5. | | | | | | |
| Gaeilge: | <ul style="list-style-type: none"> - Follow the link to install 'Bua na Cainte' on your computer- edco.ie/bua - Try An Scoil ceacht (lesson) 1,2,3 if you can. - If you are having trouble accessing Bua na Cainte, there is a pdf with three short poems 2 of which the children have done already. (see below) - Another idea would be to download the Cúl4 app on your phone. It is specifically designed for children and makes Irish fun. | | | | | | |
| SESE: | <ul style="list-style-type: none"> - Living/Non-living: Go on a nature walk and take note of what things you see that are living or non-living. Draw some of these in your Small World book on pg 58 - Poetry –Read 'The Seed' poem together – print out and colour in if you like. (See below) - Art Activity – May Blossom tree- Print out or draw tree (See below) use paint/colours or stick on popcorn for Blossoms | | | | | | |

To help everyone relax at the end of the day, here is a link to some mindfulness for kids which you may be interested in:

https://www.youtube.com/channel/UCe27J_QvPd9nX4_WzMpGYqw

[Letter W - Cursive Script](#)


 Rainn-do-Naíonáin.
 pptx

A little seed



A little seed—
For me to sow...




A little earth
To make it grow...



A little hole,
A little pat...




A little wish,
And that is that.



A little sun,
A little shower,



A little while,
And then — a flower!



Name: _____

because

Find and circle

which

because
come all because
because more
have other we
were

Trace it

because

Colour it 1 = blue 2 = brown 3 = orange
4 = red 5 = yellow 6 = green 7 = pink

Highlight it

| | | | |
|---------|---------|--------|---------|
| because | like | before | which |
| many | have | any | more |
| which | because | which | because |

because



Put it in a sentence

I like school _____ it is fun.

Write it

| | | | | | | |
|--|--|--|--|--|--|--|
| | | | | | | |
|--|--|--|--|--|--|--|

Build it

| | | | | | | | |
|--|--|--|--|--|--|--|--|
| | | | | | | | |
|--|--|--|--|--|--|--|--|



u a s e e b c

Name: _____

want

Find and circle

want go want

only your you other

want are

were one

Trace it

want

Colour it 1 = green 2 = blue 3 = yellow 4 = black

Highlight it

want

| | | | |
|-------|------|------|--------|
| want | have | want | maybe |
| other | more | were | before |
| by | want | one | want |

Put it in a sentence

I

a duck.



Write it

| | | | |
|--|--|--|--|
| | | | |
|--|--|--|--|

Build it

| | | | |
|--|--|--|--|
| | | | |
|--|--|--|--|



a w n t

Maths Activities






Oral problems






- Emma has one biscuit and Aoife has two biscuits. How many have they got altogether? 1 and 2 makes 3.
- Ahmed has two crayons and Karl has three crayons. How many have they got altogether? 2 and 3 makes 5.
- Conor has one apple and Seán has one banana for lunch. How much fruit have they got? 1 and 1 makes 2.
- Alex has three pencils and Jack has one pencil. How many have they got altogether? 3 and 1 makes 4.
- Maria has two cupcakes and Anna has three buns. How many cakes have they got altogether? 2 and 3 makes 5.













Combining






Try these sums. Write the numbers.







 and 
 make 


 and 
 make 


 and 
 make 


 and 
 make 


 and 
 make 


 and 
 make 



Tricky Word Memory Game

Print out this sheet, cut up the word flashcards, turn over the flashcard so that the word cannot be seen, take turns to pick up two cards, if it's a match then you get to keep the cards. Hooray!! If it's not a match, then return the cards. Keep playing until all the cards are gone. Whoever has the most cards wins! **This game can be easily made at home without printing.**

| | | |
|---------|------|---------|
| because | want | because |
| because | want | because |
| because | want | want |
| because | want | want |
| because | want | because |
| because | want | because |

